

## Small CNC lathe

## CK210D-Siemens



CK210D small CNC lathe is a compact lathe designed for small-scale machining and turning tasks, and is typically used in hobbyist and small business environments. Produced by YORNEW, a well-known manufacturer of small CNC machines, the machine is suitable for complex projects and prototyping and is equipped with a Siemens 828D CNC system, with a total weight of 300 kg, low noise and high precision. Ideal for complex projects and prototyping. YORNEW's CK210D Small CNC lathe with SIEMENS SINUMERIK 828D control system. With its unique CNC performance, the SINUMERIK 828D controller sets the standard for productivity when milling on YORNEW machines. With the new SINAMICS drives and SIMOTICS motion control motors, SINUMERIK 828D is even more productive. The powerful hardware architecture and intelligent control algorithms, as well as the high-quality drive and motor technology, ensure maximum dynamics and precision in the machining process.



SIEMENS



SINUMERIK 828D  
SINUMERIK 828D BASIC

## With SINUMERIK 828D Controller



**Small CNC lathe****CK210D-Siemens****Automatic tool change****Lubrication system****SINUMERIK 828D Controller****Chuck with three jaws****Headstock and encoder****Flood Coolant**

## Small CNC lathe


## CK210D-Siemens

Technical parameters		
Description	Standard	Optional
Positioning accuracy	0.02mm	
Repeatability accuracy	0.03mm	
Control system	SINUMERIK 828D	
Automatic tool change system(ATC)	4 Tools	8 tools
Turning diameter over bed(max)	210mm	
Chuck diameter	100mm	
Spindle speed	300-1800r/min	
Spindle through-hole	26mm	
Spindle mount	MT4	
Spindle motor power	1100W	
Work-piece cooling	Water Cooled /29L	
X axis travel	90mm	
Z axis travel	300mm	
X/Z axis motor	400W Servo Motor	
The max moving speed	8000mm/min	
The max feeding speed	4000mm/min	
Full cast iron	Full cast iron	
MPG handwheel	4 axis	
Tool dimension	12*12mm	
Tailstock taper	MT2	
Tailstock sleeve diameter	20mm	
Travel of tailstock	25mm	
Power	380VAC (3 Phase)	
Weight(NW/GW)	280/320KG	
Overall dimension	1250*700*1300mm	
Packing size	1400*860*1500mm	

## Optional Accessories



Cutter set  
(tips replacement)12×12mm



Cutter 11 pieces set



Rolling center



Tailstock chuck



4-jaw chuck  
(independent)with flange



ER40 collet chuck with flange  
Clamping range dia:2-30mm